

Ezee series Mini Micro Centrifuge

Features

- Ideal for microfiltration and quick spin-downs
- Easy-to-use with dual start/stop function
- 7000rpm fixed speed
- Compatible with 2mLx8 and PCR8x2 rotors
- Quiet running, noise level ≤ 45 dB
- Rotor change without tools
- Accelerates and brakes in seconds
- Available in two colors i.e., green, blue



Quiet operation



Vibration free



CE  FC

Specifications

	Ezee
Max. Speed	7000rpm
Max. RCF	2680xg
Rotor Capacity	0.2/0.5/1.5/2.0mLx8; 0.2mLx16 PCR strips or 0.2mLx2 PCR 8 strips
Run Time	Continuous operation
Driving Motor	DC motor
Power	AC100-240V/50Hz/60Hz 20W
Noise Level	≤ 45 dB
Dimension [DxWxH]	160x170x122mm
Weight	0.5kg
Certification	CE cTUVus FCC MCA

Available rotors



A08-2

Cat. No. 19400015

Max. speed: 7000rpm

Max. RCF: 2680×g

Rotor capacity: 2mL/1.5mL×8, 0.2mL×8, 0.5mL×8

Rotor material: High strength plastic

Available rotor adapters: SA02P2, SA05P2



A02-PCR8

Cat. No. 19400017

Max. speed: 7000rpm

Max. RCF: 2680×g

Rotor capacity: 0.2mL×16 PCR strips, 0.2 mL×2 PCR 8 strips

Rotor material: High strength plastic

Available adapters



SA02P2

Cat. No. 19400029

0.2mL rotor adapter
Used with A08-2 rotor
8pcs/pk



SA05P2

Cat. No. 19400026

0.5mL rotor adapter
Used with A08-2 rotor
8pcs/pk

High Speed Micro-Centrifuges

High Speed Micro Centrifuge

High speed micro centrifuges are widely used in physical and chemical analysis, biochemistry, cellular and molecular biology, clinical Labs ideal for high-end research applications

- Sedimentation of cells and viruses
- Separation of sub-cellular organelles
- Isolation of macromolecules such as DNA, RNA, proteins or lipids

Precise control

- Brushless DC motor accelerates quickly to the set speed
- High accuracy of speed in ± 20 rpm
- Digital timer adjustable from 30 sec. to 99 min or set for continuous run
- Timer starts only when the set speed is achieved and then maintains the accuracy of separation time.

Conforms to international safety standards and regulations

- SCIOLOGEX centrifuges pass CE, cTUVus and FCC requirements. certifications, they are certified by TUV. All SCIOLOGEX test items are proven with the high level of reliability and confidence according to IEC/EN 61010-1, and pass MCA test according to IEC/EN61010-2-20, including rotor containment and bio-safe tests.
- Quiet operation, maximum reliability
- High strength metal casing ensures security during centrifugal process
- Dual door interlock design for safety(D3024 & D3024R)
- Gentle braking at low speed with efficient separation

Ergonomic design

- User-friendly large LCD display shows real-time information
- Both RPM or G-force can be set and displayed
- The parameters can be modified after the set speed is reached.
- The short spin function is used for quick spins by pressing and holding PULSE key. The centrifuge speed can be accelerated and held at the target speed
- Automatic lid-lock release prevents sample warming and allows easy access(excluding D3024R)
- Concise display and Sound-alert



SCI-12 High Speed Mini Centrifuge



Brushless DC motor



LCD display



Specifications

SCI-12

Max. Speed	15000rpm(500-15000rpm), increment: 100rpm
Max. RCF	15100xg, increment: 100xg
Speed Accuracy	±20rpm
Rotor Capacity	0.2mL/0.5mL/1.5mL/2mL×12
Run Time	30sec-99min/Continuous
Driving Motor	Brushless DC motor
Safety Devices	Door interlock, Over-speed detection, Over-temperature detection, Automatic internal diagnosis
Power	Single-phase, AC100V-240V, 50Hz/60Hz, 3A 100W
Noise level	≤54dB
Acceleration /Braking time	11s ↑ /9s ↓
Dimension[D×W×H]	255×245×140mm
Weight	6kg
Certification	EMC, CE, FCC, ICES, cTUVus, CB
Advanced features	Speed/RCF switch, Short-time run function, sound-alert function

Features

- Powerful centrifugal force of 15100xg and max. speed of 15000rpm ideal for various applications
- Brushless DC motor drive quickly accelerates the rotor to set speed
- Quiet working, Low noise ≤56dB
- SCI-12 is proven by IEC/EN 61010-1
- SCI-12 Plus passed the rigorous rotor containment test and accredited with CE, cTUVus, FCC certificates, and MCA test. MCA test according to IEC/EN61010-2-20

Available rotors



Cat. No. 19400010

A12-2P for SCI-12

Max. speed: 15000rpm
Max. RCF: 15100xg
Rotor capacity: 2mL/1.5mL×12,0.2mL×12,0.5mL×12
Rotor material: High strength plastic
Available rotor adapters: A02P2,A05P2

Available adapters



Cat. No. 19500001

A02P2

0.2mL rotor adapter
Used with A12-2, A12-2P, AS24-2 and A24-2P rotors
24 pcs/pk

Cat. No. 19500002

A05P2

0.5mL rotor adapter
Used with A12-2,A12-2P, AS24-2 and A24-2P rotors
24 pcs/pk

SCI-24 High Speed Micro Centrifuge

Unique Features

- Special multi-flow air cooling design with patent ensures fast cooling of the rotor and low energy consumption
- Temperature display appropriate for gentle handling of sensitive samples
- Three-layer sealed rotor prevents accidental leakage during centrifugal process allowing risk-free microbial contamination
- High strength aluminum alloy rotor can be fully autoclaved for unlimited service life
- Four rotors are optional complete with 24 places 1.5/2.0mL tubes, bigger 5.0mL, smaller 0.2mL and 0.5mL tubes with adapters



SCI-24R High Speed Refrigerated Micro Centrifuge

Powerful cooling system for precise temperature control

- Pre-cooling program ensures optimal protection of the sample before warming
- Guaranteed 4°C cooling within only 7 minutes of both chamber and samples even at maximum speed and capacity utilization
- Sound-alert allows your undivided attention on other tasks warming
- Lid lock facility allows for internal temperature maintenance even after centrifugation
- Intermittent temperature control mode, CFC-free refrigerant and low carbon life rotor capacity
- Three-layer sealed rotor prevents accidental leakage during centrifugal process allowing risk-free microbial contamination
- High strength aluminum alloy rotor can be fully autoclaved for unlimited service life
- Four rotors are optional complete with 24 place 1.5/2.0mL tubes, bigger 5.0mL, smaller 0.2mL and 0.5mL tubes with the use of adapters
- Quiet running, noise level ≤ 54 dB

SCI-24 series



Brushless DC motor



Wide range of rotors



CE FC



CE FC

Specifications

	SCI-24	SCI-24R
Max. Speed	15000rpm(200-15000rpm), increment:10rpm	15000rpm(200-15000rpm), increment:10rpm
Max. RCF	21380xg, increment:10xg	21380xg, increment: 10xg
Speed Accuracy	±20 rpm	±20 rpm
Temperature Range	-	-20°C-40°C
Rotor Capacity	5mLx18, 5mL culture tubex12 0.2mL/0.5mL/1.5mL/ 2mLx24, 0.5mLx36, PCR8x4	5mLx18, 5mL culture tubex12 0.2mL/0.5mL/1.5mL/ 2mLx24, 0.5mLx36, PCR8x4
Run Time	30sec-99min/Continuous	30sec-99min/Continuous
Motor	Brushless DC motor	Brushless DC motor
Safety Devices	Dual door interlock, Over-speed detection, Automatic internal diagnosis	Dual door interlock, Over-speed detection, Over-temperature detection, Automatic internal diagnosis
Power	Single-phase, AC200V-400V, 50Hz/60Hz, 5A, AC100V-120V, 50Hz/60Hz, 8A 200W	Single-phase, AC200V-240V, 50Hz/60Hz, 10A, AC100V-120V, 50Hz/60Hz, 10A 400W
Acceleration /Braking time [Sec]	25s ↑ 25s ↓	25s ↑ 25s ↓
Dimension[WxDxH]	280x364x266mm	338x580x324mm
Weight	12kg	30kg
Certification	CE cTUVus FCC MCA	CE cTUVus FCC MCA
Advanced Features	Speed/RCF switch; Short-time run function; sound-alert function	Speed/RCF switch; Short-time run function; sound-alert function
Noise Level	≤ 64dB	≤ 56dB





SCI24 Rotor Features

Fully autoclavable

High strength aluminum alloy rotors are fully autoclavable, withstanding steam sterilizing at 121°C for 20 minutes, with unlimited service life.

Bio-safe

Aspired to be the top-of-the-line model, **SCI-24 & SCI24-R** rotors are designed to prevent sample leakage. Each and every rotor is hermetically sealed by three rubber seals.

Chamber-protection

SCILOGEX centrifuges are constructed under MCA conditions according to IEC/EN61010-2-20, causing disruption by partially cutting and overloading the rotor assembly, with no parts passing through the chamber which might cause danger to a person or the environment.

SCILOGEX rotors are manufactured from military-industrial grade aluminum alloy with high mechanical strength for precise running and safety (excludes **SCI-24**)

Every rotor can reach a max. speed of 15000rpm

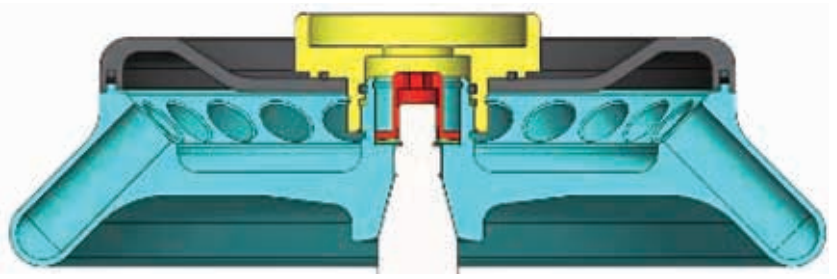
Rotors are seated on a tapered shaft, concentric and self-aligning, perfect to achieve running stability at high speeds

SCI-24 & SCI24-R with bio-safe rotors/ anti- sample overflow prevents accidental leakage and risk free centrifugal process microbial contamination. **SCI-24 & SCI-24R** rotors have passed MCA test according to IEC/EN61010-2-20, including explosion-proof and bio-safe tests

High strength aluminum alloy rotors are fully autoclavable and provide unlimited service life (D2012 plus rotor not included)

Powerful cooling system minimizes rotor heating. **SCI-24** rotors heat up to > 10°C and **SCI-12** rotors less than 8°C after running an hour

Three rubber seals fitted to achieve bio-safe condition



Seals within the aluminum alloy rotor



SCI-24 series | Rotors and Adapters

Rotors



Cat. No. 19400006

AS24-2

for SCI -24 & SCI-24R

Max. speed: 15000rpm
Max. RCF: 21380×g
Rotor capacity: 2mL/1.5mL×24/0.2mL×24/0.5mL×24
Rotor material: Aluminum alloy
Bio-safe(Bio sealing): Yes
Available rotor adapters: A02P2,A05P2



Cat. No. 19400032

AS12-V5

for SCI -24 & SCI-24R

Max. speed: 15000rpm
Max. RCF: 21380×g
Rotor capacity: 5mL×12(Eppendorf tube)
Rotor material: Aluminum alloy
Bio-safe(Bio sealing): Yes



Cat. No. 19400007

AS36-05

for SCI -24 & SCI-24R

Max. speed: 15000rpm
Max. RCF: 21380×g
Rotor capacity: 0.5mL×36,0.2mL×36
Rotor material: Aluminum alloy
Bio-safe(Bio sealing): Yes
Available rotor adapters: A02P05



Cat. No. 19400008

AS4-PCR8

for SCI -24 & SCI-24R

Max. speed: 15000rpm
Max. RCF: 21380×g
Rotor capacity: 0.2mL/PCR8×4
Rotor material: Aluminum alloy
Bio-safe(Bio sealing): Yes

SCI24 series | Rotors and Adapters



Cat. No. 19400012

AS18-5

for SCI -24 & SCI-24R

Max. speed :15000rpm
Max. RCF:21380×g
Rotor capacity:5mL×18 (Round-Botton tube)
Rotor material:Aluminum alloy
Bio-safe(Bio sealing):Yes

Adapters



Cat. No. 19500001

A02P2

0.2mL rotor adapter
Used with A12-2, A12-2P, AS24-2 and A24-2P rotors
24pcs/pk



Cat. No. 19500002

A05P2

0.5mL rotor adapter
Used with A12-2, A12-2P, AS24-2 and A24-2P rotors
24pcs/pk



Cat. No. 19500003

A02P05

0.2mL rotor adapter
Used with AS36-05 rotor
36pcs/pk



Hematocrit Centrifuges

SCIOGEX hematocrit centrifuge with AC24P hematocrit rotor is used for determination of volume fractions of erythrocytes in blood for diagnostic purposes and doping tests. Also it is used for the photometric determination of bilirubin content in neonate blood samples. Hematocrit centrifuge with A24-2P tube rotor, can be used for extraction of DNA and RNA.



SCI24-H Hematocrit Centrifuge

Features:

- Speed range of 200-14000rpm, max. RCF 18620×g
- Precise control of speed and time separately
- Easy operation with intuitive menu and easy-to-read display
- Maintenance-free brushless DC motors
- Pulse operation for quick spins
- Rotor capacity: Hematocrit rotor:
- Hematocrit rotor:24 capillary max. speed:12000rpm
- Tube rotor: 1.5/2mL×24 max. speed: 14000rpm



SCI24-EH Economical Hematocrit Centrifuge

Features:

- Max.speed is 12000rpm, max. RCF 13680×g
- Precise control of speed and time separately
- Rotor capacity: Hematocrit rotor: 24 capillary

Specifications

	SCI24-H	SCI24-EH
Speed Range	200-14000rpm, increment: 10rpm	500-12000rpm, increment: 100rpm
Max. RCF	18620×g	13680×g
Speed Accuracy	±20	±100
Rotor Capacity	24 capilleries	24 capilleries
Run Time	30sec-99min/Continuous	10sec-99min/Continuous
Motor	Brushless DC motor	Brushless DC motor
Display	LCD	LCD
Safety Devices	Door interlock, Overspeed detector; Automatic internal diagnosis, Automatic rotor identification	Door interlock, Imbalance protection
Acceleration/Braking time	30s ↑ 30s ↓	40s ↑ 40s ↓
Power	Single-phase, 200V-240V, 50Hz/60Hz, 5A; 100V-120V, 50Hz/60Hz, 5A 160W	Single-phase, 200V-240V, 50Hz/60Hz, 5A; 380W
Dimension[WxDxH]	280×364×274mm	280×364×213mm
Weight	10kg	10kg
Certification	CE cTUVus FCC MCA IVD	-
Advanced features	Speed/RCF switch; Short-time run function; sound-alert function	Speed/RCF switch; Short-time run function; sound-alert function

SCI24-H/SCI24-EH | Rotors and Adapters

Available rotors



Cat. No. 19400013

A24- 2P

SCI24-H

Max. speed: 14000rpm

Max. RCF: 18620×g

Rotor capacity: 2mL/1.5mL×24,0.2mL×24,0.5mL×24

Rotor material: High strength plastic

Available rotor adapters: A02P2,A05P2,A10P15 & Mat



Cat. No. 19400047

AC24

SCI24-H & SCI24-EH

Max. speed: 12000rpm

Max. RCF: 13680×g

Rotor capacity: capillary tubes x24

Rotor material: High strength aluminum

Available adapters



Cat. No. 19500001

A02P2

2mL to 0.2mL rotor adapter, used with A12-2, A12-2P, AS24-2 and A24-2P rotors, 24pcs/pk



Cat. No. 19500002

A05P2

2mL to 0.5mL rotor adapter, used with A12-2, A12-2P, AS24-2 and A24-2P rotors, 24pcs/pk



Cat. No. 19500003

A02P05

Rotor adapter, used with A12-10P, 12pcs/pk

Clinical Centrifuges

SCIOLOGEX centrifuges are widely used in the separation of serum, plasma, urea, blood samples and other routine applications in hospital and research laboratories.

Conforms to international safety standards and regulations

- SCIOLOGEX Low-speed centrifuges are marked with CE, cTUVus and FCC, and pass the rotor containment test / MCA test according to IEC/EN61010-2-20
- Passed EN61010-2-101:2002 particular requirements for In-vitro diagnostic (IVD) medical equipment
- High strength plastic rotor gives excellent balance to guarantee stable operation
- Dual protection housing particularly advantageous for safe running
- Brushless DC motor precisely accelerates to the set speed

Precise control

- Powerful CPU for easy operation of speed, time and all other parameters
- High accuracy of speed
- Digital timer adjustable from 30 sec. to 99 min or set for continuous run
- Gentle braking at low speeds with efficient separation

Ergonomic design

- Easy operation thanks to intuitive menu and easy-to-read display
- RPM or G-force can be set and displayed
- Parameters can be modified after the set speed is reached
- Pressing and holding PULSE key for quick spin function
- Automatic lid-lock release
- Easy-to-read processing display and sound alert



SCIOLOGEX **SCI412 & SCI412-S** Low-speed centrifuges support small volumes applications . The centrifuges are supplied with an angle rotor that can hold up to 50mL×6, 15mL×6 (A6-50P),15mL×8, or 10mL/7mL/5mL×12 (A12-10P) vacuum tubes. They are widely used in medical and veterinary practices for the centrifugation of blood and urine samples in qualitative analysis of water and soil samples. These centrifuges are also used in universities and other research institutes

SCI412 Low-speed Centrifuge

Features:

- Easy programming to achieve high accuracy of speed control
- Easy operation with intuitive menu and easy-to-read display
- Rotor speed can be set and displayed by RPM or G-force
- Maintenance-free brushless DC motors
- Quick spin function with press and hold pulse key
- Lid with electric lock and automatic release function saves processing time and prevents samples overheating
- Automatic self-diagnosis on startup showing accumulative running time and last running parameters
- Braking time 2 gears adjustable(for A6-50P rotor)
- A12-10P and A6-50P are not interchangeable



SCI412-S Economical Low-speed Centrifuge

Features:

- speed range of 300-4500rpm
- Individual control of speed and time
- Faster acceleration and deceleration
- Perfectly suitable for 15mL cell culture tubes and a full line of collection tubes



SCI412 series



CE

Specifications

	SCI412	SCI412-S
Speed Range	300-4500rpm, increment: 100rpm	300-4500rpm, increment:100rpm
Max. RCF	2490×g	2490×g
Speed accuracy	±20rpm	±100rpm
Rotor type	A12-10P, A6-50P	A12-10P
Run Time	30sec-99min HOLD(Continuous operation)	1sec-99min HOLD(Continuous operation)
Motor	Brushless DC motor	DC motor
Display	LCD	LED
Safety Devices	Door interlock, Overspeed detector; Automatic internal diagnosis	Door interlock, Over-speed detection
Acceleration/Braking time	A12-10P: 20s ↑ 13s ↓ A6-50P: 20s ↑ 20s ↓ / 90s ↓	23s ↑ 23s ↓
Power	Single-phase, 100V-240V, 50Hz/60Hz, 3A 70W	Single-phase, 200V-240V, 50Hz/60Hz, 3A; 100V-120V, 50Hz/60Hz, 3A 70W
Dimension[WxDxH]	301×354×217mm	301×354×217mm
Weight	6kg	6kg
Certification	CE, UL, IVD	-
Advanced features	Speed/RCF switch; Short-time run function; sound-alert function	sound-alert function



SCI412 series | Rotors and Adapters

Available rotors



Cat. No. 19200348

A12-10P for SCI412 & SCI412-S











Max. speed: 4500rpm
Max. RCF: 2490×g
Rotor capacity: 8×15mL, 12×10mL
Rotor material: High strength plastic



Cat. No. 19100197

A6-50P For SCI412(A6-50P)

Max. speed: 4000rpm
Max. RCF: 1800×g
Rotor capacity: 50ml×6, 15ml×6
Rotor material: High strength plastic

Available tubes	Tube quantity	Dimension (ΦL×mm)	Adapters	Maximum speed(rpm)	Radius (cm)	Maximum RCF (×g)
15mL con 	8	17×120		4500	11	2490
1.5-5mL vacu 	12	13×75	A10P15 & Plug 	4500	9.8	2218
4-7 mL vacu 	12	13×100	A10P15 	4500	11	2490
		16×75		4500	9.8	2218
8.5-10 mL vacu 	12	16×107		4500	11	2490
2.7-3 mL(EU) collection tube 	12	11×66	A10P15 & Plug 	4500	9.8	2218
7.5-8.2 mL(EU) collection tube 	12	15×92	A10P15 	4500	11	2490

Note: Made of plastic, A12-10P rotor cannot be autoclaved or applied with UV irradiation. Regular sterilization is recommended.

Multi-Purpose Low Speed Centrifuge

SCI636

SCIOLOGEX **SCI636** Multi-Purpose Low-speed Centrifuge is ideal for the centrifugation of samples in clinical chemistry, cytology, research laboratories, industrial laboratories, etc. This centrifuge is suitable for tubes with caps, blood collection or urine tubes. Swing-out bucket rotors and adapters can be compatible with standard tubes up to 100mL at low speed.

SCI636 Multi-Purpose Low-speed Centrifuge

Features

- Speed can be set from 300- 6000rpm
- Maximum capacity of the centrifuge: 100 mLx4
- 9 Acceleration/10 Brake speed settings to ensure optimal separation
- A wide range of accessories(fixed angle and swing-out bucket rotors)
- Automatic rotor identification
- Timers can be set up to 99 min. for short run/ continuous run
- 9 procedures stored in memory makes the operation much simplified
- Maintenance-free brushless DC motors



Specifications

	SCI636
Speed range	300-6000rpm increment: 10rpm
Max. RCF	4300xg
Speed accuracy	±20rpm
Max. Capacity	100mLx4
Run Time	30sec-99mins/continuous
Motor	Brushless DC
Display	LCD
Program Memory	9
Safety Devices	Door Imbalance protection Over speed & Over temperature detection
Acceleration/Deceleration time	9 ↑ / 10 ↓
Power	660W; Single-phase AC220V-240V, 50Hz/60Hz, 6.3A; AC110V-120V, 50Hz/60Hz, 10A
Dimension[WxDxH]	445x579x269mm
Weight	36kg
Certification	CE cTUVus FCC IVD
Advanced features	speed/rcf switch; Rotor identification

SCI636 | Rotors and Adapters



Uncapping block

for S4-100 rotor



SE4-100(Standard accessory) for DM0636 & DM0636R

Cat. No. 19400041

Max. speed: 4000rpm

Max. RCF: 2910xg

Rotor material: stainless steel body and adapter



19400045



19400044



19400043



19400042

bucket	x 4											
tube	x 36		x 16			x 8	x 4	x 4	x 4	x 8	x 20	
Nominal volume	3-7mL		10mL	12mL	15mL	50mL	100mL	85mL	50mL	15mL	3-7mL	
φ×L mm	13×75	13×100	16×100	17×105	17×120	29.5×100	38×108	38×104	29.5×100	17×120 13×100 13×75	13×100 13×75	
tube												
adapter	with plug											
							A100P80	A100P50	A100P15	A100P10		
Package	36						4	4	8	4		
Tubes per rotor	36	36	16	16	16	8	4	4	4	8	20	
Radius(cm)	14	16.5	15.9	15.9	15.9	15.9	15.9	15.9	15.9	15.1	14.7	
Max RCF (g-force)	2500	2950	2840	2840	2840	2840	2840	2840	2840	2700	2630	

Available rotors



Cat. No. 19400062

S2-MP

SCI636

Max. speed: 4000rpm
Max. RCF: 2200×g
Rotor capacity: Micro-plates 384-PCR; 96-PCR
Rotor material: stainless steel body and aluminum buckets



Cat. No. 19400036

AS12-PCR8

SCI636

Max. speed: 6000rpm
Max. RCF: 4020×g
Rotor capacity: PCR 8 trips×12
Rotor material: aluminum
Bio-safe(Biosealing): Yes



Cat. No. 19400034

AS30-2

SCI636

Max. speed: 6000rpm
Max. RCF: 4020×g
Rotor capacity: 2mL×30
Rotor material: aluminum
Bio-safe(Biosealing): Yes



Cat. No. 19400037

AS60-2

SCI636

Max. speed: 6000rpm
Max. RCF: 4020×g
Rotor capacity: 2mL×60
Rotor material: aluminum
Bio-safe(Biosealing): Yes

SCI636 | Rotors and Adapters

Available rotors



AS6-50V

Cat. No. 19400038

SCI636

Max. speed: 6000rpm
 Max. RCF: 4020×g
 Rotor capacity: 50mL×6
 Rotor material: aluminum
 Bio-safe(Biosealing): Yes



AS18-5V

Cat. No. 19400035

SCI636

Max. speed: 6000rpm
 Max. RCF: 4020×g
 Rotor capacity: 5mL×18
 Rotor material: stainless steel body and aluminum buckets



A8-50

Cat. No. 19400039

SCI636

Max. speed: 5000rpm
 Max. RCF: 3960×g
 Rotor capacity: 50mL×8 or 15mL×16
 Rotor material: aluminum body and stainless steel adapter



A30-15

Cat. No. 19400040

SCI636

Max. speed: 4500rpm
 Max. RCF: 3210×g
 Rotor capacity: 15mL×30
 Rotor material: aluminum body and stainless steel adapter Bio-safe(Biosealing): Yes

Capacity	3-7mL Blood collection tube	10mL Blood collection tube	12mL urine tube	15mL
φ×L mm	13×100	16×100	17×105	17×120
Tubes Quantity	30	30	30	30